



Reception Summer 2 Homework Challenges

Please complete as many tasks as you are able to from those provided. We are encouraging the children to hand in one piece per week through the google classroom or stick it in their homework book, where appropriate for the task. Some tasks may take you a while to complete for example learning to dress themselves, these would be an ongoing challenge. You have the rest of Summer 1 to complete these tasks.

Useful Website

<https://mathsbot.com/manipulatives/tenFrame>

<https://www.phonicsplay.co.uk/>

In our Understanding of the world topic we are looking at safari. Have a look at this BBC website about different animals, we will look at mammals, reptiles and birds. <https://www.bbc.co.uk/bitesize/articles/zkj87v4>



English

For English, please practise your phonics on a weekly basis. Encourage your child to continue practising writing including letter formation and now hold a sentence. We are concentrating on writing sentences using a capital letter and full stops. Please see the attached tricky word songs for our Red words. <https://www.youtube.com/watch?v=TvMyssfAUx0> and <https://www.youtube.com/watch?v=R087IYrPpgY>


Maths

The children are starting to recognise number bonds to 10. Please follow the link below to a couple of videos to help. <https://www.youtube.com/watch?v=ID9tjBUiXs0> and <https://www.youtube.com/watch?v=B4P8EcPj0Cc> Also top marks, which has a variety of games for colour match and sorting. <https://www.topmarks.co.uk/maths-games/3-5-years/counting>

Reception Summer 2 Homework Challenges

| | | | |
|--|--|---|---|
| <p>Task 1 - Literacy</p> <p>Challenge: Can children write a list of their favourite toys and even write one sentence about why they like their favourite toys.</p> | <p>Task 2 - Maths</p> <p>Sharing: while in the kitchen can the children share in equal groups biscuits, apples, bananas. What happens if they have an odd number?</p> | <p>Task 3 - Literacy</p> <p>Draw a picture of your favourite thing at school and explain why, or label the picture.</p> | <p>Task 4 - Phonics</p> <p>Phonics: Look at these games to play. If you child likes a challenge, look at age . 5-7 /https://www.topmarks.co.uk/english-games/3-5-years/letters-and-sounds</p> |
| <p>Task 5 - Communication and language</p> <p>Make your own journey stick. Collect small things as you go out on a walk and attach them to a stick to record your journey. Share your journey with someone who didn't go with you. Talk to them about what you found and where you found it.</p>  | <p>Task 6 - Understanding of the World</p> <p>Carry out a bird survey</p> <p>You could do this through the window or sitting very quietly in the garden. Use the chart with pictures provided. Choose a time that you can sit to watch the birds each day. You will need to sit still and look carefully. Maybe 15 mins twice a day. Put a mark in the box for each bird that you see. Count up how many of each bird you saw in a week. (If you made a bird feeder last week you might have encouraged more birds into your garden.)</p> | <p>Task 7-Physical Development Healthy Living</p> <p>Using an old tissue box, egg box or a piece of cardboard, cut some holes and use a shoelace to thread through in a criss cross pattern and tie at the end.</p>  | <p>Task 8 - Physical development</p> <p>It is important to keep your body and mind healthy. A great way to do this is with yoga! Have a go at following these yoga instructions on Cosmic Kids Yoga on Youtube: https://www.youtube.com/user/CosmicKidsYoga</p> |

Reception Summer 2 Homework Challenges

| | | | |
|--|--|---|--|
| <p>Task 9 - Personal, social and emotional</p> <p>Tidy your bedroom. That means picking up laundry, putting toys away, throwing any rubbish in the bin and making your bed. If you share with a brother or sister you could do this together.</p> | <p>Task 10 - Understanding the World:</p> <p>Our new topic is called 'On the Beach'. As a part of this, watch the following video about the seashore: Let's Go To The Beach Caitie's Classroom Field Trip Outdoor Fun Videos for Kids pausing after she has finished getting items out of the bag. Discuss how each of the items from the bag might be used. Carry on watching the video and then discuss what you like doing at the beach.</p> | <p>Task 11 - Expressive art and design</p> <p>Research pictures/painting of the seaside. Can you paint/draw your own picture of the seaside?</p> | <p>Task 12 - Maths</p> <p>Can you make your own adding machine. You could make this in any way that you want. You could decorate it, make it into an animal, a monster, an alien. It's up to you. You can use any objects that fit down the tube or cup to add amounts together. Remember to count the total carefully. (We are working on adding single digit numbers to single digits to achieve the Early learning goal)</p> <div style="text-align: center;">  </div> |
|--|--|---|--|