



# **Belswains Introduction to Read Write Inc.**




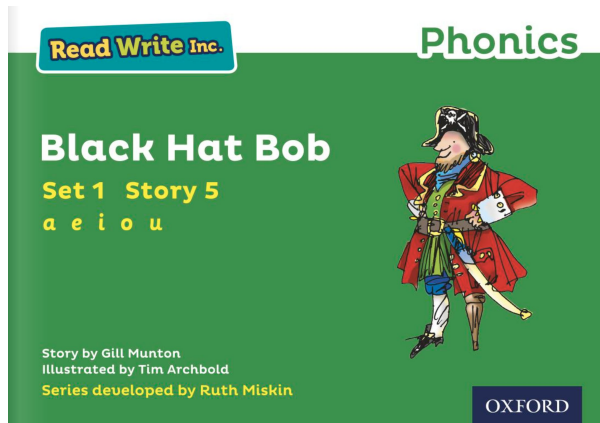
Teach a child to read and keep that child reading and we will change everything.

**And I mean everything.**

*Jeanette Winterson*



# Who is Read Write Inc. for?



## Lost in the sand

- 1 Egypt, 2000 BCE – Menna  
I am a servant to a rich man.  
I fix, I chop, I mend.  
"Fetch a drink of milk, Menna!" he yells.
- 2 I grab a big bronze pot.  
It is a long trek to get the milk.  
The pot is big and the sun is hot.  
I sit to have a rest. I put the pot  
in the soft sand.
- 3 Just then, the wind whips up.  
The sand lifts and spins.  
I jump up and dash in.  
The bronze pot is left in the sand.
- 4 When I go back to check,  
the bronze pot is hidden.  
I dig and dig in the sand ... but no bronze pot.



# Progress groups

We group children by phonic stages.

We teach to the group's challenge level.

Re-assess all children every half term.

Group children by their progress in word reading, fluency not writing level.

# One-to-one tutoring – ‘keep up, not catch up!’



# What is phonics?

Sounds (graphemes)

m	a	t
---	---	---

mat

sh	i	p
----	---	---

ship

Speedy sounds + Fred =  
decoding



+



# Speed Sounds Set 1

Consonant sounds – stretchy

f	l	m	n	r	s	v	z	sh	th	ng
										nk

Consonant sounds – bouncy

b	c	d	g	h	j	p	qu	t	w	x	y	ch
	k											

Vowel sounds – bouncy

a	e	i	o	u	ay	ee	igh	ow
---	---	---	---	---	----	----	-----	----

Vowel sounds – stretchy

Vowel sounds – stretchy

oo	oo	ar	or	air	ir	ou	oy
----	----	----	----	-----	----	----	----

# Pure Sounds ([ruthmiskin.com](http://ruthmiskin.com))



# Speed Sounds Set 2

Consonant sounds – stretchy

f	l	m	n	r	s	v	z	sh	th	ng	nk
---	---	---	---	---	---	---	---	----	----	----	----

Consonant sounds – bouncy

b	c	d	g	h	j	p	qu	t	w	x	y	ch
	k											

Vowel sounds – bouncy

a	e	i	o	u	ay	ee	igh	ow
---	---	---	---	---	----	----	-----	----

Vowel sounds – stretchy

Vowel sounds – stretchy

oo	oo	ar	or	air	ir	ou	oy
----	----	----	----	-----	----	----	----


# Writing with the simple code

Write a wanted poster

**Wanted:**  
**Red Hat Rob**



Hee has a red hat.  
Hee has a blue jacket.  
Hee has a I Patch.  
Hee is food. Hee has a  
fether in his hat.  
Hee is visnos. Hee has  
a sword. Hee has a  
a ng fee fas. Hee sor  
a cash box and  
wantd to get it.



# Speed Sounds Set 3

## Consonant sounds

f	l	m	n	r	s	v	z	sh	th	ng
ff	ll	mm	nn	rr	ss	ve	zz	ti		nk
ph	le	mb	kn	wr	se		s	ci		
					c		se			
					ce					

b	c	d	g	h	j	p	qu	t	w	x	y	ch
bb	k	dd	gg		g	pp		tt	wh			tch
	ck				ge							
	ch				dge							

## Vowel sounds









a	e	i	o	u	ay	ee	igh	ow
	ea				<u>a</u> -e	<u>e</u> -e	<u>i</u> -e	<u>o</u> -e
					ai	y	ie	oa
						ea	i	o
						e	y	

oo	oo	ar	or	air	ir	ou	oy	ire	ear	ure
<u>u</u> -e			oor	are	ur	ow	oi			
ue			ore		er					
ew			aw							
			au							

**Make friends with Fred!**



# Set 1 Speed Sounds

Sound	Say the sound		Read the sound	Review the sounds	Write the letter		Speed write	Fred Talk (oral)
s (stretchy - see p.34)	 <p>Keep your teeth together and hiss</p>	 <p>Use Picture Sound Cards: ssssnake, ssssnail, sssspider, ssssun</p>	 <p>Draw the snake on the board, then write s next to it.</p>	 <p>Spot the new sound in the pack</p>			 <p>Select 3 sounds you have taught children so far.</p>	 <p>s-a-dsad s-a-t sat s-i-t sit</p>

# Virtual Classroom films

fun

• • •



# Virtual Classroom



# How do I use the Virtual Classroom?

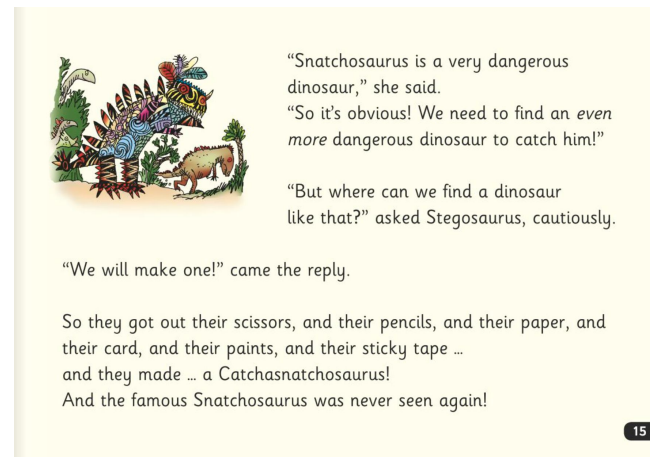
1. Set aside 10 minutes to watch a film with your child each day.
2. Find a quiet space for your child to watch the film on a laptop or tablet.
3. Praise your child as they join in with the lesson – make it fun!

The more they practise using these films, the quicker they'll learn to read.

# Teach spelling using Fred Fingers



# Three reads



# Three reads

1. Read every word **accurately**.
2. Read more words **'at a glance'**.
3. Read the whole story accurately, fluently and with a **storyteller's voice**.

# 'Special Friends', 'Fred Talk'

1.6

ship

"Get off **my** ship!" **said** Black Hat Bob.

"**No,**" **said** Red Hat Rob.

"**I** will not."



# Red Words

I


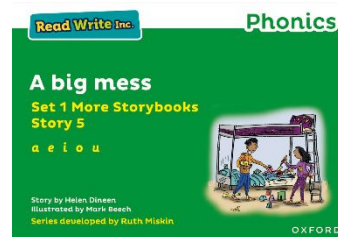


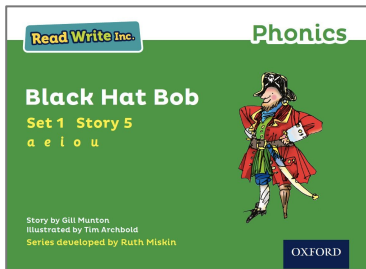
said



This is Red Hat Rob.



“I will grab that cash box,” he said.

# What books will children bring home?



-  **Green Set 1 Storybook 5 Black Hat Bob**  
Practice reading at home with this phonically decodable ebook from Read Write Inc. Phonics. Speed Sounds: all of Set 1. Focus: a e i o u.  
[View Phonics Green](#) [View Storybook](#)  
[Open eBook](#) [Open quiz](#)
-  **Phonics Practice at Home Green Quiz 5**  
Phonics Practice at Home quizzes are designed to reinforce the Speed Sounds lessons and Storybook reading activities that have taken place at school. Green Quiz 5 is suitable for children who are currently reading Green Storybook 5. Speed Sounds focus: all of Set 1, Set 2 (y x e i g h n w o). Word focus: Green Speeds (Green Words), Set 2 Phonics Green Words, Set 1 Multi-syllabic Words, Red Words.  
[View Phonics Green](#)  
[Open](#)





At five years old:

Never read to - 4,622 words

1-2 times a week - 63,570 words

3-5 times a week - 169,520 words

Daily - 296,600 words

Five books a day - 1,483,300 words

*Science Daily (2019)*

<https://www.sciencedaily.com/releases/2019/04/190404074947.htm>



The number and quality of the conversations they have with adults and peers throughout the day in a language-rich environment is crucial.

*The reading framework  
Teaching the foundations of literacy  
DfE, July 2023*

# Talk with children

Cooking:

ingredients, heavy, light, knead, yeast, dough, temperature, moisture, creamy, whisk...

Walks:

narrow, wide, curved, symmetrical, mottled, speckled, spiky, sharp, thorn...

# Choose the best stories for your storytime

Old and gold



New and bold



# **Engagement: love each story**

---

Share your love and enthusiasm for the story.

# Reading aloud is transformational

Being read *to* is the most powerful predictor of a child's future reading comprehension.

# What can I do?

1. Use pure sounds rather than letter names.
2. Use Fred Talk to help your child to read and spell words.
3. Listen to your child read their Storybook 3 times a week.
4. Watch the Virtual Classroom films together.
5. Read stories to your child every day.

# Online resources available

Ruth Miskin Families Page:

<https://www.ruthmiskin.com/parentsandcarers/>

Ruth Miskin Facebook:

<https://www.facebook.com/miskin.education>


Free e-books for home reading:

<http://www.oxfordowl.co.uk/Reading/>

# Parents carers and families webpage



Any questions?





Reading feeds the imagination. It expands horizons and offers new and exciting ways of seeing and making sense of our lives and of the world around us.

*Michael Morpurgo*